


Writing: Narrative Success Criteria (Levels 1–3)


	Level 1	Level 2	Level 3
Requirements	I can:	In a limited and specified range of forms, I can:	In a range of specified forms and for specified audiences and purposes, I can:
1 Talk Plan Edit	a. talk to my teacher or classmates about what I want to write	a. talk to my teacher or classmates about what I am going to write in my story talk to my teacher or classmates about how I am going to write my story b. check my writing and make changes to make it better <i>(This may include feedback from the teacher and/or self and peer assessment based on the success criteria.)</i>	a. talk about and plan my story using a story writing frame try to use ideas from my plan when writing my story b. improve my work by making changes linked to the success criteria
2 Content Organisation	a. use simple sentences, pictures or words to write my story	a. use my imagination to write a story use words related to story writing, for example "Once upon a time ..." b. use a writing frame to help structure my story with an interesting beginning, middle and ending	a. use vocabulary relevant to story writing that allows me to express feelings and ideas in my story b. structure my story in the agreed form <i>(This will include using a plan so that the story has a beginning, middle and ending.)</i> c. add appropriate and relevant vocabulary to make my story more interesting for the reader
3 Purpose Audience	Not Applicable	a. write a story using a story writing frame <i>(A writing frame is appropriate for use at this level.)</i>	a. write appropriately in the given story writing form
4 Spelling Punctuation Grammar Handwriting	a. try to write words using the sounds of letters I know <i>(This will include sounds that the letters represent.)</i> b. use words that I know to help me write my story c. write lower and upper case letters <i>(This should include evidence of some control over letter formation.)</i>	a. use capital letters and full stops in my sentences b. spell and write words that I know so they can be read and understood c. produce handwriting that can be easily read in my story	a. start sentences in different ways to make my story more interesting <i>(This may include the use of linking words such as in the beginning, afterwards, next, suddenly or finally.)</i> b. use basic punctuation accurately <i>(This will include the use of capital letters, full stops, question marks and exclamation marks.)</i> use basic grammar accurately <i>(This will include parts of speech such as nouns, verbs, adjectives and adverbs.)</i> c. use spelling strategies to help me spell familiar and topic-related words correctly d. produce handwriting that is correctly formed <i>(This should be consistent in size.)</i>

Writing: Narrative Success Criteria (Levels 3–5)



	Level 3	Level 4	Level 5
Requirements	In a range of specified forms and for specified audiences and purposes, I can:	In a range of forms, for different audiences and purposes, I can:	In a range of forms, for different audiences and purposes, including informal situations, I can:
1 Talk Plan Edit	<ul style="list-style-type: none"> a. talk about and plan my story using a story writing frame try to use ideas from my plan when writing my story b. improve my work by making changes linked to the success criteria 	<ul style="list-style-type: none"> a. plan my writing independently and refer to my plan to help me b. improve my writing, taking account of feedback from my teacher or classmates redraft my work to improve my spelling, punctuation, content and meaning 	<ul style="list-style-type: none"> a. redraft my work, taking account of feedback to improve my narrative writing (This should include expression, structure and content.)
2 Content Organisation	<ul style="list-style-type: none"> a. use vocabulary relevant to story writing that allows me to express feelings and ideas in my story b. structure my story in the agreed form (This will include using a plan so that the story has a beginning, middle and ending.) c. add appropriate and relevant vocabulary to make my story more interesting for the reader 	<ul style="list-style-type: none"> a. write my narrative using my own thoughts and ideas b. organise my writing using paragraphs so that my narrative flows clearly c. write a detailed narrative that is easily understood use appropriate vocabulary specific to the narrative 	<ul style="list-style-type: none"> a. use precise and relevant vocabulary to clearly convey meaning in my narrative (This may include the use of figurative language such as simile and metaphor.) b. compose an extended piece of narrative writing, maintaining structure and ensuring clarity throughout, using the appropriate form (This will include the appropriate use of paragraphs.)
3 Purpose Audience	<ul style="list-style-type: none"> a. write appropriately in the given story writing form 	<ul style="list-style-type: none"> a. select and use an appropriate form for narrative writing use language that appeals to the reader and makes my narrative more interesting (This may include the use of appropriate language when creating characters, plot, setting, dilemma or conflict, and resolution.) 	<ul style="list-style-type: none"> a. write a narrative for the intended audience using the appropriate form use language appropriate to the form, which has an impact on the audience b. sustain the style appropriate to narrative writing and present the relevant information effectively (This is likely to be an extended piece of writing and the style may be formal or informal, depending on the purpose and intended audience.)
4 Spelling Punctuation Grammar Handwriting	<ul style="list-style-type: none"> a. start sentences in different ways to make my story more interesting (This may include the use of linking words such as in the beginning, afterwards, next, suddenly or finally.) b. use basic punctuation accurately (This will include the use of capital letters, full stops, question marks and exclamation marks.) use basic grammar accurately (This will include parts of speech such as nouns, verbs, adjectives and adverbs.) c. use spelling strategies to help me spell familiar and topic-related words correctly d. produce handwriting that is correctly formed (This should be consistent in size.) 	<ul style="list-style-type: none"> a. write interesting sentences to enhance my narrative use linking words to improve my sentence structure (This may include words and phrases such as in the beginning, later that day, eventually or meanwhile.) b. use commas, speech marks and apostrophes accurately in my narrative c. use tenses appropriately when writing my narrative (Mainly past tense.) spell the majority of commonly used words accurately 	<ul style="list-style-type: none"> a. write sentences of varying lengths and structure, including the use of clauses, to convey meaning clearly b. use more advanced punctuation in an accurate and proficient way to enhance my writing (This will include consistent use of accurate punctuation.) c. ensure my grammar and spelling are accurate throughout my narrative writing





 Requirements/ Key Skills	WRITING: NARRATIVE Level 1: What I need to do	Self/Peer Assessment
1 Talk Plan Edit	I can: a. talk to my teacher or classmates about what I want to write	<input checked="" type="checkbox"/>
2 Content Organisation	a. use simple sentences, pictures or words to write my story	<input type="checkbox"/>
3 Purpose Audience	Not Applicable	<input type="checkbox"/>
4 Spelling Punctuation Grammar Handwriting	a. try to write words using the sounds of letters I know b. use words that I know to help me write my story	<input type="checkbox"/>
	c. write lower and upper case letters	<input type="checkbox"/>



 Requirements/ Key Skills	WRITING: NARRATIVE Level 1: What I need to do	Self/Peer Assessment
1 Talk Plan Edit	I can: a. talk to my teacher or classmates about what I want to write	<input checked="" type="checkbox"/>
2 Content Organisation	a. use simple sentences, pictures or words to write my story	<input type="checkbox"/>
3 Purpose Audience	Not Applicable	<input type="checkbox"/>
4 Spelling Punctuation Grammar Handwriting	a. try to write words using the sounds of letters I know b. use words that I know to help me write my story	<input type="checkbox"/>
	c. write lower and upper case letters	<input type="checkbox"/>



	WRITING: NARRATIVE Level 2: What I need to do	Self/Peer Assessment 
Requirements/ Key Skills	In a limited and specified range of forms, I can:	
1 Talk Plan Edit	a. talk to my teacher or classmates about what I am going to write in my story talk to my teacher or classmates about how I am going to write my story b. check my writing and make changes to make it better	<input type="checkbox"/> <input type="checkbox"/>
2 Content Organisation	a. use my imagination to write a story use words related to story writing, for example "Once upon a time ..."	<input type="checkbox"/> <input type="checkbox"/>
3 Purpose Audience	b. use a writing frame to help structure my story with an interesting beginning, middle and ending a. write a story using a story writing frame	<input type="checkbox"/> <input type="checkbox"/>
4 Spelling Punctuation Grammar Handwriting	a. use capital letters and full stops in my sentences b. spell and write words that I know so they can be read and understood c. produce handwriting that can be easily read in my story	<input type="checkbox"/> <input type="checkbox"/> <input type="checkbox"/>

	WRITING: NARRATIVE Level 2: What I need to do	Self/Peer Assessment 
Requirements/ Key Skills	In a limited and specified range of forms, I can:	
1 Talk Plan Edit	a. talk to my teacher or classmates about what I am going to write in my story talk to my teacher or classmates about how I am going to write my story b. check my writing and make changes to make it better	<input type="checkbox"/> <input type="checkbox"/>
2 Content Organisation	a. use my imagination to write a story use words related to story writing, for example "Once upon a time ..."	<input type="checkbox"/> <input type="checkbox"/>
3 Purpose Audience	b. use a writing frame to help structure my story with an interesting beginning, middle and ending a. write a story using a story writing frame	<input type="checkbox"/> <input type="checkbox"/>
4 Spelling Punctuation Grammar Handwriting	a. use capital letters and full stops in my sentences b. spell and write words that I know so they can be read and understood c. produce handwriting that can be easily read in my story	<input type="checkbox"/> <input type="checkbox"/> <input type="checkbox"/>





	WRITING: NARRATIVE Level 3: What I need to do	Self/Peer Assessment
Requirements/ Key Skills	In a range of specified forms and for specified audiences and purposes, I can:	
1 Talk Plan Edit	a. talk about and plan my story using a story writing frame try to use ideas from my plan when writing my story b. improve my work by making changes linked to the success criteria	<input type="radio"/> <input type="radio"/> <input type="radio"/>
2 Content Organisation	a. use vocabulary relevant to story writing that allows me to express feelings and ideas in my story b. structure my story in the agreed form c. add appropriate and relevant vocabulary to make my story more interesting for the reader	<input type="radio"/> <input type="radio"/> <input type="radio"/>
3 Purpose Audience	a. write appropriately in the given story writing form a. start sentences in different ways to make my story more interesting	<input type="radio"/> <input type="radio"/>
4 Spelling Punctuation Grammar Handwriting	b. use basic punctuation accurately use basic grammar accurately c. use spelling strategies to help me spell familiar and topic-related words correctly d. produce handwriting that is correctly formed	<input type="radio"/> <input type="radio"/> <input type="radio"/> <input type="radio"/>




WRITING: NARRATIVE Level 3: What I need to do	Self/Peer Assessment
Requirements/ Key Skills	In a range of specified forms and for specified audiences and purposes, I can:
1 Talk Plan Edit	a. talk about and plan my story using a story writing frame try to use ideas from my plan when writing my story b. improve my work by making changes linked to the success criteria
2 Content Organisation	a. use vocabulary relevant to story writing that allows me to express feelings and ideas in my story b. structure my story in the agreed form c. add appropriate and relevant vocabulary to make my story more interesting for the reader
3 Purpose Audience	a. write appropriately in the given story writing form a. start sentences in different ways to make my story more interesting
4 Spelling Punctuation Grammar Handwriting	b. use basic punctuation accurately use basic grammar accurately c. use spelling strategies to help me spell familiar and topic-related words correctly d. produce handwriting that is correctly formed





 WRITING: NARRATIVE Level 4: What I need to do	Self/Peer Assessment
In a range of forms, for different audiences and purposes, I can:	
1 Talk Plan Edit	<input type="checkbox"/>
a. plan my writing independently and refer to my plan to help me	<input type="checkbox"/>
b. improve my writing, taking account of feedback from my teacher or classmates redraft my work to improve my spelling, punctuation, content and meaning	<input type="checkbox"/>
a. write my narrative using my own thoughts and ideas	<input type="checkbox"/>
2 Content Organisation	<input type="checkbox"/>
b. organise my writing using paragraphs so that my narrative flows clearly	<input type="checkbox"/>
c. write a detailed narrative that is easily understood use appropriate vocabulary specific to the narrative	<input type="checkbox"/>
a. select and use an appropriate form for narrative writing use language that appeals to the reader and makes my narrative more interesting	<input type="checkbox"/>
3 Purpose Audience	<input type="checkbox"/>
a. write interesting sentences to enhance my narrative use linking words to improve my sentence structure	<input type="checkbox"/>
b. use commas, speech marks and apostrophes accurately in my narrative	<input type="checkbox"/>
c. use tenses appropriately when writing my narrative spell the majority of commonly used words accurately	<input type="checkbox"/>
4 Spelling Punctuation Grammar Handwriting	<input type="checkbox"/>



WRITING: NARRATIVE Level 4: What I need to do	Self/Peer Assessment
In a range of forms, for different audiences and purposes, I can:	
Requirements/ Key Skills	
1 Talk Plan Edit	<input type="checkbox"/>
a. plan my writing independently and refer to my plan to help me	<input type="checkbox"/>
b. improve my writing, taking account of feedback from my teacher or classmates redraft my work to improve my spelling, punctuation, content and meaning	<input type="checkbox"/>
a. write my narrative using my own thoughts and ideas	<input type="checkbox"/>
2 Content Organisation	<input type="checkbox"/>
b. organise my writing using paragraphs so that my narrative flows clearly	<input type="checkbox"/>
c. write a detailed narrative that is easily understood use appropriate vocabulary specific to the narrative	<input type="checkbox"/>
a. select and use an appropriate form for narrative writing use language that appeals to the reader and makes my narrative more interesting	<input type="checkbox"/>
3 Purpose Audience	<input type="checkbox"/>
a. write interesting sentences to enhance my narrative use linking words to improve my sentence structure	<input type="checkbox"/>
b. use commas, speech marks and apostrophes accurately in my narrative	<input type="checkbox"/>
c. use tenses appropriately when writing my narrative spell the majority of commonly used words accurately	<input type="checkbox"/>
4 Spelling Punctuation Grammar Handwriting	<input type="checkbox"/>



	Requirements/ Key Skills	WRITING: NARRATIVE Level 5: What I need to do In a range of forms for different audiences and purposes, including informal situations, I can:	Self/Peer Assessment
1	Talk Plan Edit	a. redraft my work, taking account of feedback to improve my narrative writing	<input type="checkbox"/>
2	Content Organisation	a. use precise and relevant vocabulary to clearly convey meaning in my narrative b. compose an extended piece of narrative writing, maintaining structure and ensuring clarity throughout, using the appropriate form	<input type="checkbox"/>
3	Purpose Audience	a. write a narrative for the intended audience using the appropriate form use language appropriate to the form, which has an impact on the audience b. sustain the style appropriate to narrative writing and present the relevant information effectively	<input type="checkbox"/>
4	Spelling Punctuation Grammar Handwriting	a. write sentences of varying lengths and structure, including the use of clauses, to convey meaning clearly b. use more advanced punctuation in an accurate and proficient way to enhance my writing c. ensure my grammar and spelling are accurate throughout my narrative writing	<input type="checkbox"/>

	Requirements/ Key Skills	WRITING: NARRATIVE Level 5: What I need to do In a range of forms for different audiences and purposes, including informal situations, I can:	Self/Peer Assessment
1	Talk Plan Edit	a. redraft my work, taking account of feedback to improve my narrative writing	<input type="checkbox"/>
2	Content Organisation	a. use precise and relevant vocabulary to clearly convey meaning in my narrative b. compose an extended piece of narrative writing, maintaining structure and ensuring clarity throughout, using the appropriate form	<input type="checkbox"/>
3	Purpose Audience	a. write a narrative for the intended audience using the appropriate form use language appropriate to the form, which has an impact on the audience b. sustain the style appropriate to narrative writing and present the relevant information effectively	<input type="checkbox"/>
4	Spelling Punctuation Grammar Handwriting	a. write sentences of varying lengths and structure, including the use of clauses, to convey meaning clearly b. use more advanced punctuation in an accurate and proficient way to enhance my writing c. ensure my grammar and spelling are accurate throughout my narrative writing	<input type="checkbox"/>