













## Module 8 - Anaphylaxis

### Activity Card 8a: Common Allergy Triggers

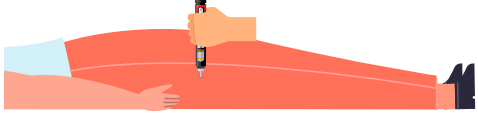



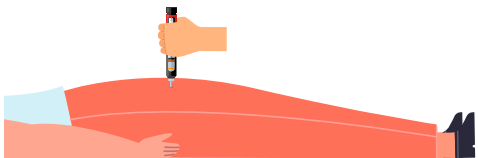
Circle the items that can trigger an allergic reaction.



## Module 8 - Anaphylaxis

### Activity Card 8b: Anaphylaxis – What’s the correct order?

Put the following actions in the correct order to show how you would treat someone having an anaphylactic reaction. Write the correct number 1–6 underneath each picture and caption.

		Rank Order
1. If there is no improvement after five minutes, give a second adrenaline auto-injector in the other leg.		
2. Start CPR if casualty is unconscious and not breathing normally.		
3. Lie the person flat with their legs raised.		
4. Stay with the casualty and reassure (if conscious)		
5. Give first adrenaline auto-injector in the casualty’s leg.		
6. Call 999 or 112 for an ambulance.	