

# Unit 3: What is Lawfulness? SEN (Inclusion)



## Lesson 1: The concept of lawfulness

This lesson requires pupils to explore what it means to be lawful and what benefits there are to living in a lawful society.

Planning	
<b>Prior Learning</b>	<p>Pupils should have gained prior knowledge and understanding of:</p> <ul style="list-style-type: none"> <li>• democracy and the rule of law;</li> <li>• human rights and children’s rights; and</li> <li>• inclusion and equality.</li> </ul>
<b>Learning Outcomes</b>	<p>Pupils will be able to:</p> <ul style="list-style-type: none"> <li>• discuss the meaning of lawfulness;</li> <li>• explain key features of a lawful society;</li> <li>• explain the benefits of living in a lawful community or society.</li> </ul>
<b>Thinking Skills and Personal Capabilities Focus</b>	<p>Pupils will have opportunities to develop the following:</p> <p><b>Being Creative</b></p> <ul style="list-style-type: none"> <li>• explore questions to ask;</li> <li>• learn from and value other people’s ideas or opinions; and</li> </ul> <p><b>Thinking, Problem Solving and Decision Making</b></p> <ul style="list-style-type: none"> <li>• justify opinions.</li> </ul>
<b>Attitudes and Dispositions</b>	<p>Pupils will be encouraged to develop:</p> <ul style="list-style-type: none"> <li>• community spirit; and</li> <li>• personal responsibility.</li> </ul>
<b>Resources</b>	<p><a href="#">Transcript of animation: What Is Lawfulness?</a></p> <p>Unit 3: Lesson 1 Resource A – Four corners opinions            Unit 3: Lesson 1 Resource B – Four corners debate statements and powerpoint presentation            Unit 3: Lesson 1 Resource C – Diamond nine            Unit 3: Lesson 1 Resource D – Lawful statements            Flip chart paper            Markers</p>

# Unit 3: What is Lawfulness? SEN (Inclusion)



## Suggested Teaching and Learning Strategies

### Launch

Lead a class discussion, using prompt questions and effective questioning techniques:

1. What does being an active citizen mean?
2. What does the rule of law mean?
3. How would you explain lawfulness?

You may now wish to show the transcript of the animation [What Is Lawfulness?](#)

*Possible answers and discussion points:*

1. An active citizen is someone who contributes to society, gets actively involved in helping others and gives up their own time.
2. Active citizens respect the rule of law and act within the law. (Welcome other ideas on the link between the two.)
3. People following the rules of society or not taking part in illegal activities.

## Activities

### Activity 1: Four corners debate

In this activity, it is important to encourage pupils to avoid revealing their own views or experiences to the whole class.

Before beginning this activity, decide which statements you want to use. About five statements should be sufficient.

- Before the lesson begins, cut **Resource A – Four corners opinions** into four cards: Agree, Strongly Agree, Disagree and Strongly Disagree. Place one in each corner of the classroom.
- Use **Resource B – Four corners debate statements** on the powerpoint presentation to display the statement slides.
- Ask your pupils to stand beside the card that represents their response to the statement. Use effective questions to help them understand each statement.
- Use effective questioning techniques to stimulate discussion, for example:
  - What impact might criminality have on the mental health of the people living in a community?
  - Crime might pay, but at what cost to the person doing it, their family and their victims?
  - How do the police do a good job? What could they do better?
- Encourage your pupils to justify their thinking, ideas and opinions.
- If the pupils all respond in the same way to a statement, play devil's advocate to ensure there is a balance of opinions.

# Unit 3: What is Lawfulness? SEN (Inclusion)



## Activity 2: A lawful society

- Before the lesson begins, print enough copies of **Resource C – Diamond nine** and **Resource D – Lawful statements** to give one to each group and cut the statements in **Resource D** into separate cards.
- Ask your pupils to form groups of three or four.
- Give each group a copy of **Resource C** and the cards from **Resource D**.
- Make sure your pupils understand each of the statements in **Resource D**. They will have already discussed some of these features of a lawful society in Activity 1.
- Encourage the groups to consider each statement and place them in the diamond nine format with the most important at the top.
- Remind your pupils that there is no right or wrong answer and that everyone is entitled to their own opinion.
- When they have completed their diamond nine, ask each group in turn to give their top statement.
- Has each group chosen the same statement? Repeat for the next two statements and compare answers.
- Did they find it easy to decide on order of importance? Why or why not?

## Debrief

Remind your pupils to avoid offering their own personal responses as this work is very sensitive and pupils should not feel exposed.

Discuss the following:

1. **What are the benefits of living in a lawful community or society?**
2. **What can the justice system (including the Police Service of Northern Ireland) do to make Northern Ireland society more lawful?**
3. **What can young people do to help make Northern Ireland society more lawful?**

The last question encourages young people to think about how they can participate in bringing about change and be active citizens.


*Possible answers and discussion points:*

1. *We feel safer; it's better for the economy; it means a peaceful society; The way people would be affected if there wasn't a lawful society.*
2. *More patrols on the street; faster responses to crime calls; attempt to strengthen relationships in communities.*
3. *Become a youth work leader in the community; be a positive role model to others in society; become involved in community groups and have a say.*

# Unit 3: What is Lawfulness? SEN (Inclusion)



## Unit 3: Lesson 1 Resource A Four corners opinions



**Agree**



**Strongly  
Agree**



**Disagree**

**Strongly  
Disagree**




# Unit 3: What is Lawfulness? SEN (Inclusion)



## Unit 3: Lesson 1 Resource B Four corners debate statements

### [What is Lawfulness?](#)

1. In lawful communities all citizens would feel safe.
2. Citizens do not feel safe in some communities.
3. Criminal activity affects the wellbeing and mental health of citizens.
4. Citizens are afraid to report criminal activities to the PSNI.
5. Crime pays.
6. Those involved in criminal activity seem to get away with it.
7. The PSNI do a good job tackling criminal activity.
8. There is no justification for individuals or groups to threaten or intimidate others in communities.
9. 'Punishment beatings/shootings' are an abuse of human rights.
10. There is nothing citizens can do to create more lawful communities.




# Unit 3: What is Lawfulness? SEN (Inclusion)



## Unit 3: Lesson 1 Resource C Diamond nine

Place the statements in order of importance.



# Unit 3: What is Lawfulness? SEN (Inclusion)



## Unit 3: Lesson 1 Resource D

### Lawful statements

