


Task Sheet

Entry Level Maths:
Unit 1 Practical Activities (Level 1)



Name:

Resource for Unit 1

Can be used to meet

Assessment Criteria: 1.2 and 2.1c: Sports Scores **Assessment Criteria:** 1.2: Card order

Assessment Criteria: 3.1: Class survey **Assessment Criteria:** 3.1: Rooms

Assessment Criteria: 5.1 and 5.2: Dice experiment

Title: Practical Activities

Entry 1 Unit 1 Assessment Criteria 1.2 and 2.1c: Sports Scores.

- Write a Final Score script for reading the weekend's football scores, using written words in place of digit form.
- Record yourself reading the script. Use voice intonation to indicate which team won or if the game was a draw (thereby ordering numbers).
- Extend to Entry 2, 1.2 and 2.1c: use rugby scores, which are more likely to be 2-digit numbers.

Entry 1 Unit 1 Assessment Criteria 1.2: Card order.

- Use 20 small cards.
- Ask students to write the numbers 67 to 86 on the cards, one number per card.
- When they have finished writing the numbers ask them to scramble all the cards on the floor or a table.
- When you say 'GO' each student arranges their cards in the right order.
- Give them one minute. Can they do it or do they need longer?
- Use different numbers if you like.

Task Sheet

Entry Level Maths:
Unit 1 Practical Activities (Level 1)

Entry 1 Unit 1 Assessment Criteria 3.1: Class survey.

- Do surveys on how many students in the classroom have e.g. black, brown, blonde, red or other colour hair, or e.g. travel by car, bus, bike, walk to school.
- Make a tally chart to show results.
- Links to Unit 6, AC 1.1, 2.1.

Entry 1 Unit 1 Assessment Criteria 3.1: Rooms.


- Count the rooms at home / in a building e.g. the block at school.
- Use a property website e.g. propertynews.com to count the number of rooms in a house.
- Order the houses by numbers of room.
- Write a report on what they have found.
- Can link to Entry 1 Unit 5 2.1: Give instructions for getting from one room to another.

Entry 1 Unit 1 Assessment Criteria 5.1 and 5.2: Dice experiment.

- Roll two dice (these could be six sided or ten sided) and add the numbers to get the score.
- Record the number of times each score is obtained.
- Make a graph of your findings.
- Variation for 5.2: use a ten sided dice, subtract one number from another.

Task Sheet

Entry Level Maths:
Unit 1 Practical Activities (Level 1)



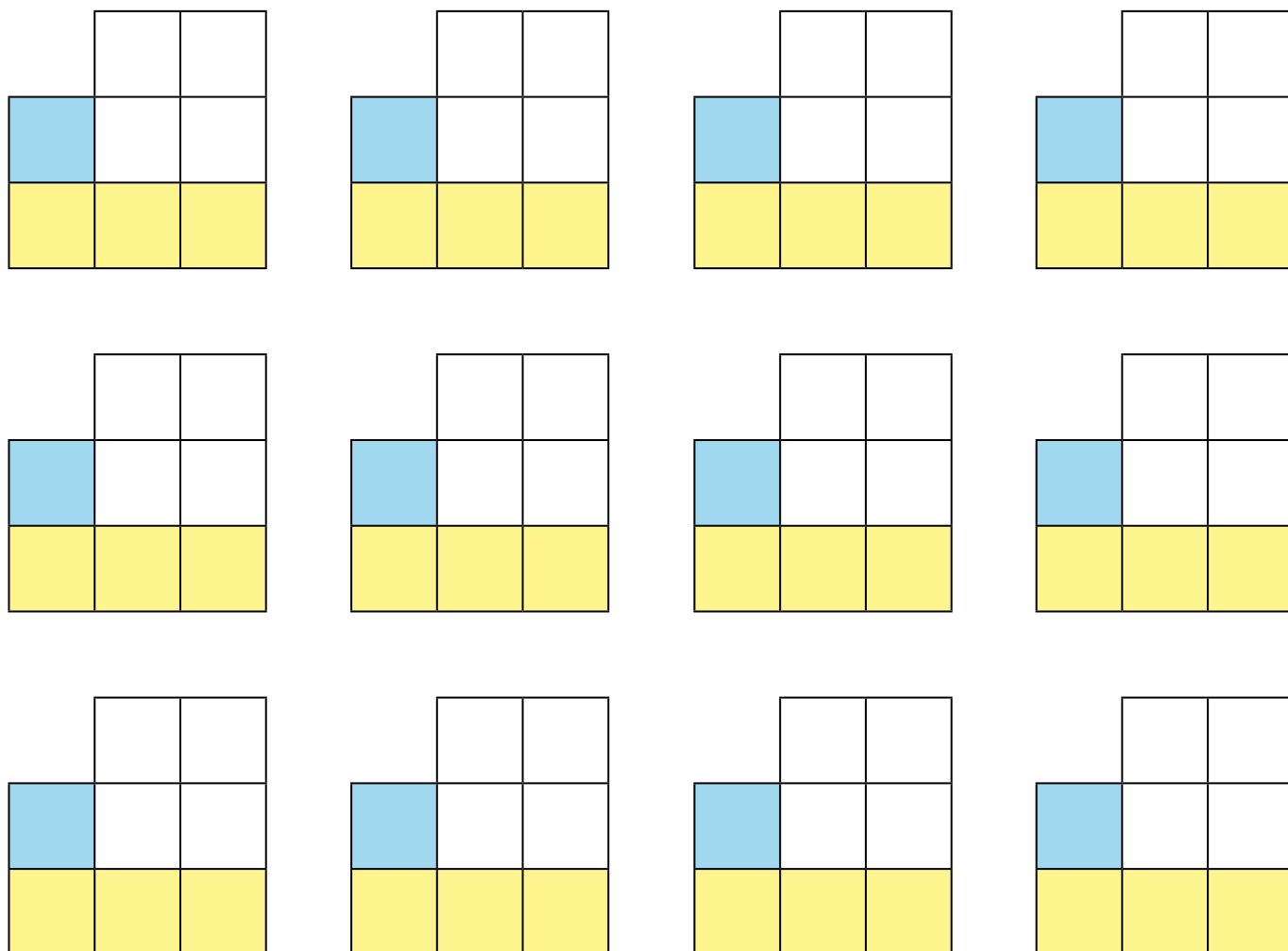
Name:

Resource for Unit 1

Can be used to meet

Assessment Criteria: 1.1

Title: Add and Subtract Game



Task Sheet

Entry Level Maths:
Unit 1 Practical Activities

Teacher Notes:

Add and Subtract Game:

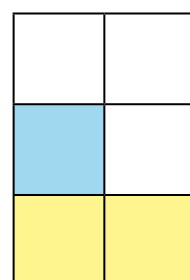
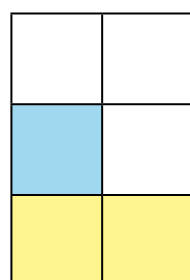
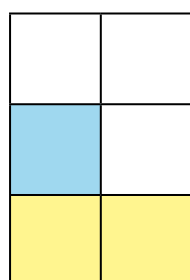
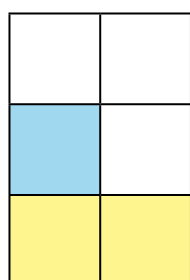
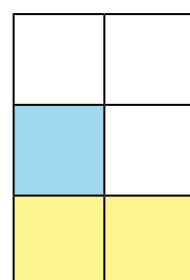
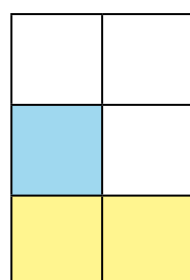
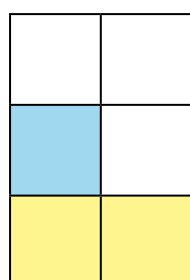
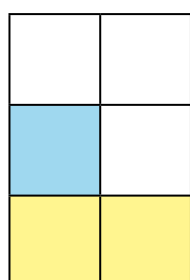
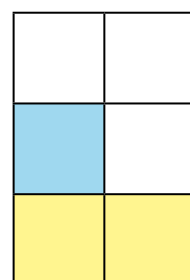
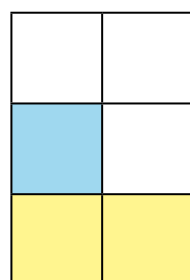
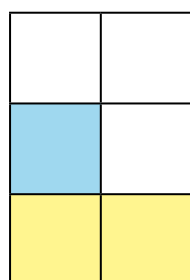
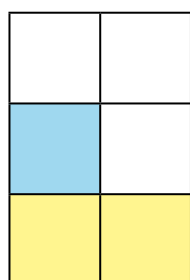
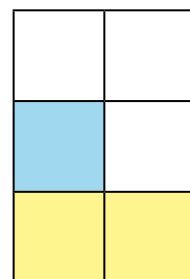
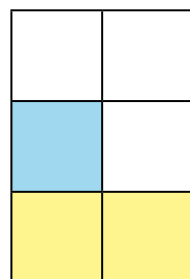
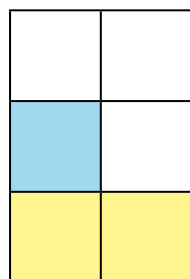
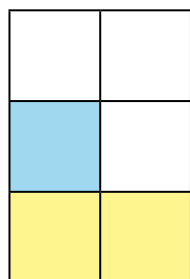
You will need:

- 10 sided die, numbered 0 to 9;
- Add and Subtract game student worksheets.
 - Agree whether we are doing highest or lowest score wins.
 - Students write + in the blue square.
 - Roll the dice.
 - The white squares represent two digit numbers. Students write the number on the die into one of the white squares.
 - Roll the die three more times, students writing the number into a white square each time.
 - When all four white squares are filled, students perform the operation.
 - See who in the class has the highest or lowest answer according to your target.

Task Sheet

Entry Level Maths:
Unit 1 Practical Activities (Level 1)

Title: Add and Subtract Game: Subtract.



Task Sheet

Entry Level Maths:
Unit 1 Practical Activities

Teacher Notes:


Add and Subtract Game:

You will need:

- 10 sided die, numbered 0 to 9;
- Add and Subtract game student worksheets.
 - Agree whether we are doing highest or lowest score wins.
 - Students write – in the blue square.
 - Roll the die.
 - The white squares represent a two digit number and a one digit number. Students write the number on the die into one of the white squares.
 - Roll the die twice more, students writing the number into a white square each time.
 - If the die rolls a zero, do not write it in the tens column as it may result in a negative number answer. If the last roll is zero, roll again.
 - When all three white squares are filled, students perform the operation.
 - See who in the class has the highest or lowest answer according to your target.

Task Sheet

Entry Level Maths:
Unit 1 Practical Activities (Level 1)



Name:

Resource for Unit 1

Can be used to meet

Assessment Criteria: 1.2 and 2.1c: Sports Scores

Title: Final Score

- Write a Final Score script for reading the weekend's football scores, using written words in place of digit form.
- Record yourself reading the script.
- Can you use your voice to show which team won or if the game was a draw?

Task Sheet

Entry Level Maths:
Unit 1 Practical Activities

Teacher Notes:

You might wish to make up some results with higher scores in them to get a range of numbers from one to ten.

Record the readings / write a witness statement for evidence.

Voice intonation is evidence of ordering of numbers.

Extend to Entry 2, 1.2 and 2.1c: use rugby scores, which are more likely to be 2-digit numbers.

Task Sheet

Entry Level Maths:
Unit 1 Practical Activities (Level 1)



Name:

Resource for Unit 1

Can be used to meet

Assessment Criteria: 1.2

Title: Pop Charts


- The DJ has got the top songs mixed up.
- Put the names of the songs into the charts in the right places.

9 Uptown Funk: Mark Ronson ft. Bruno Mars
6 Take Me To Church: Hozier
3 GDFR: Flo Rider ft. Sage the Gemini
8 I Don't Mind: Usher ft. Juicy J
7 Earned It: Weekend
5 FourFive Seconds: Rihanna / Kanye West / McCartney
1 Lay Me Down: Sam Smith ft. John Legend
10 Hold Back The River: James Bay
4 Love Me Like You Do: Ellie Goulding
2 King: Years and Years



Task Sheet

Entry Level Maths:
Unit 1 Practical Activities (Level 1)



Name:

Resource for Unit 1

Can be used to meet

Assessment Criteria: 2.1a

Title: Football Shirts

Football Team

– Cut out the shirts and stick them on the football pitch in the right places.



Task Sheet

Entry Level Maths:
Unit 1 Practical Activities (Level 1)



Football Team.

Task Sheet

Entry Level Maths:
Unit 1 Practical Activities (Level 1)



Name:

Resource for Unit 1

Can be used to meet

Assessment Criteria: 2.1b/2.1c

Title: Japanese Numbers

Amy is learning to count in Japanese, but she has got the order muddled.
Can you write the correct numbers in the boxes?
Then cut them out, and put them in the right order.

Number	Japanese Character	How it is said in Japanese	How it is said in English
	二	ni	Two
6	六	roku	
9	九	kyū	
	四	yon	Four
	一	ichi	One
10	十	jū	
	三	san	Three
7	七	nana	
	八	hachi	Eight
	五	go	
	零	zero	Zero

Task Sheet

Entry Level Maths:
Unit 1 Practical Activities

Teacher Notes:

The task provides evidence towards Entry 1, Unit 1, Assessment Criteria 1,2, 2.1b, 2.1c.

One row has both the numeral and English columns blank.

The students have to figure out which number is missing.

Task Sheet

Entry Level Maths:
Unit 1 Practical Activities (Level 1)



Name:

Resource for Unit 1

Can be used to meet

Assessment Criteria: 3.1

Title: Class survey

- How many students in the classroom have black, brown, blonde, red or other colour hair?
- How many travel to school by car, bus, or bike, or walk to school?
- Can you think of other surveys you could carry out?
- Make a tally chart to show results.

Task Sheet


Entry Level Maths:
Unit 1 Practical Activities

Teacher Notes:

Links to Unit 6, AC 1.1, 2.1.

Task Sheet

Entry Level Maths:
Unit 1 Practical Activities (Level 1)



Name:



Resource for Unit 1

Can be used to meet




Assessment Criteria: 4.1

Title: Tile Patterns

– Can you continue these patterns?



Imagine you have a three year old niece or nephew and their bedroom is being decorated.
Design some patterns to go in there.



Task Sheet

Entry Level Maths:
Unit 1 Practical Activities

Teacher Notes:

This activity provides evidence towards Entry 1, Unit 1, Assessment Criterion 4.1.

- The task provides evidence towards Entry 1, Unit 1, Assessment Criteria 1,2, 2.1b, 2.1c.
- One row has both the numeral and English columns blank.
The students have to figure out which number is missing.

Task Sheet

Entry Level Maths:
Unit 1 Practical Activities (Level 1)



Name:


Resource for Unit 1

Can be used to meet

Assessment Criteria: 5.1/5.2

Title: Dice experiment

- Roll two dice (these could be six sided or ten sided) and add the numbers to get the score.
- Record the number of times each score is obtained.
- Make a graph of your findings.
- What if you subtracted one number from another?



Task Sheet

Entry Level Maths:
Unit 1 Practical Activities

Teacher Notes:

The addition component can provide evidence for 5.1 and the subtraction for 5.2.

Task Sheet

Entry Level Maths:
Unit 1 Practical Activities (Level 1)



Name:

Resource for Unit 1

Can be used to meet

Assessment Criteria: 5.3

Title: Estimate

Roughly.

Before he gets to school, Aaron doesn't know exactly how many students will be in his class. He thinks it will be roughly 7.

- In the boxes, write rough answers to these questions.
- Then cut out the clouds and put the numbers in order.
- See how closely you agree with other people in your class.



How many days will be sunny next week?

My estimate:

What is the width of an average biscuit tin in cm?

My estimate:

How many hours of television I will watch this evening?

My estimate:

How many hours does it take to fly to India?

My estimate:

How many rooms are there in an average house?

My estimate:

How many students will be in my class tomorrow?

My estimate:

Task Sheet

Entry Level Maths:
Unit 1 Practical Activities

Teacher Notes:

Introduce notion that sometimes we don't know an exact answer.

Can students think of any other examples for which we don't know an exact answer?