


Task Sheet

Entry Level Physical Education:
Unit 3 Leisure for Pleasure (Level 1/2/3)



Name:

Resource Sheet 3.1

Can be used to meet

Assessment Criteria: L1

Assessment Criteria: L2

Assessment Criteria: L3

Title: What is leisure time?


Give examples of different ways in which leisure time can be spent:

LEISURE TIME		
PASSIVE	ACTIVE	HOME-BASED
e.g. watching television	e.g. ten pin bowling	e.g. gardening

1. What is your understanding of Leisure time?

Task Sheet

Entry Level Physical Education:
Unit 3 Leisure for Pleasure (Level 1/2/3)



Name: _____

Resource Sheet 3.2

Can be used to meet

Assessment Criteria: L1 1.1

Assessment Criteria: L2 1.1

Assessment Criteria: L3 1.1


Title: Leisure Time Activities



Leisure Activity	Where I go to do this activity

Task Sheet

Entry Level Physical Education:
Unit 3 Leisure for Pleasure (Level 1/2/3)



Name: _____

Resource Sheet 3.3

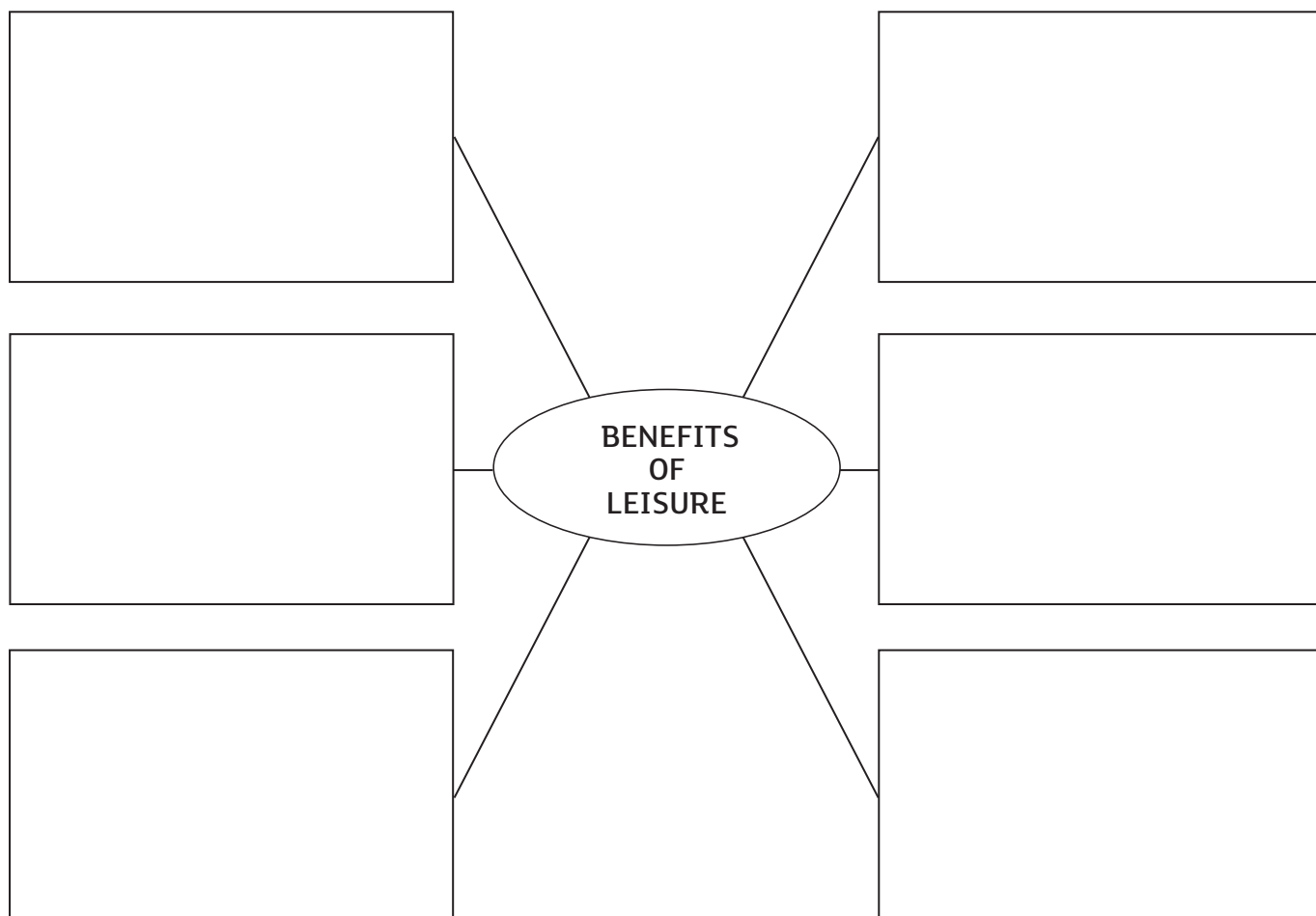
Can be used to meet

Assessment Criteria: L1 1.1

Assessment Criteria: L2 1.1


Assessment Criteria: L3 1.1

Title: The Benefits of Leisure



Task Sheet

Entry Level Physical Education:
Unit 3 Leisure for Pleasure (Level 1/2/3)



Name: _____

Resource Sheet 3.4

Can be used to meet

Assessment Criteria: L1 1.1

Assessment Criteria: L2 1.1

Assessment Criteria: L3 1.1

Title: Leisure Activity Evaluation (page 1 of 2)



What leisure activities did you enjoy?

What was enjoyable about these activities?

Task Sheet

Entry Level Physical Education:
Unit 3 Leisure for Pleasure (Level 1/2/3)

What leisure activities did you dislike?


Why did you dislike these activities?

Which leisure activity would you like to continue doing?

Give reasons why you would like to continue doing this leisure activity?

Witness Statement

Entry Level Physical Education:
Unit 3 Leisure for Pleasure (Level 1/2/3)



Witness Statement

Candidate Name: _____

Candidate Number: _____

Activity: _____

Unit: _____

This form may be used by tutors to demonstrate and verify that learners have produced evidence which meets the learning outcomes for a unit.

Learning Outcome being evidenced:

Explain how the candidate meets the assessment criteria:

TUTOR & CANDIDATE: Sign and print your name

TUTOR SIGNATURE: _____

CANDIDATE SIGNATURE: _____ Date: _____