

# Task Sheet

Entry Level Learning for Life and Work:  
Unit 8 Planning My Business (Level 1/2/3)



Name:

## Resource Sheet 8.1

Can be used to meet

**Assessment Criteria: L1 AC 1.1/1.2**

**Assessment Criteria: L2 AC 1.1/1.2**

**Assessment Criteria: L3 AC 1.1/1.2**

## Title: Successful Businesses

Teacher inserts four businesses and their logos and items to purchase from the local area which pupils are familiar with.

	→		→	
	→		→	
	→		→	
	→		→	

# Task Sheet

Entry Level Learning for Life and Work:  
Unit 8 Planning My Business (Level 1/2/3)

## Identify successful enterprises

Match the items to the business logos:

Teacher inserts five items and the business logos associated with them.

One correct answer can be shown as an example.


# Task Sheet

Entry Level Learning for Life and Work:  
Unit 8 Planning My Business (Level 1/2/3)

**Colour** all the true statements:

An entrepreneur is someone who takes a risk.

An entrepreneur is someone who takes lots of holidays.

An entrepreneur is someone who starts up a business.

An entrepreneur is someone who sees a new opportunity.

An entrepreneur is someone who does not want to make money.






An entrepreneur is someone who wants to make a profit.

# Task Sheet

Entry Level Learning for Life and Work:  
Unit 8 Planning My Business (Level 1/2/3)

Teacher inserts six business logos which pupils are familiar with.

Tick the businesses which have been successful.



# Task Sheet

Entry Level Learning for Life and Work:  
Unit 8 Planning My Business (Level 1/2/3)

Teacher to provide six photographs of entrepreneurs and insert their names in the table below.

Identify these entrepreneurs:




Photo 1




Photo 2




Photo 3




Photo 4




Photo 5




Photo 6

Names of entrepreneurs:




# Task Sheet

Entry Level Learning for Life and Work:  
Unit 8 Planning My Business (Level 1/2/3)

From the given list of definitions, choose one. **Highlight** it, write it out and memorise it.

An entrepreneur is ....


Tick the most appropriate	<input checked="" type="checkbox"/>
a person who sets up a business	<input type="checkbox"/>
a promoter in the entertainment industry	<input type="checkbox"/>
An entrepreneur sees an opportunity	<input type="checkbox"/>
a person with a good idea who makes it work	<input type="checkbox"/>

Write it out and memorise it.

---

# Task Sheet

Entry Level Learning for Life and Work:  
Unit 8 Planning My Business (Level 1/2/3)



Name:

## Resource Sheet 8.2

Can be used to meet

**Assessment Criteria: L1** AC 2.1/2.2

**Assessment Criteria: L2** AC 2.1/2.2/2.3

**Assessment Criteria: L3** AC 2.1/2.2/2.3

### Title: Selecting a Product/Service

Teacher / pupil depending on the level.

Insert six products which could be sold in a mini enterprise.





# Task Sheet

Entry Level Learning for Life and Work:  
Unit 8 Planning My Business (Level 1/2/3)

The class vote on the most popular from the list.

The findings are:

1. \_\_\_\_\_
2. \_\_\_\_\_
3. \_\_\_\_\_

Which two products are good to sell?

Answer: verbal or written.

1. \_\_\_\_\_  
\_\_\_\_\_  
\_\_\_\_\_  
\_\_\_\_\_  
\_\_\_\_\_  
\_\_\_\_\_  
\_\_\_\_\_
2. \_\_\_\_\_  
\_\_\_\_\_  
\_\_\_\_\_  
\_\_\_\_\_  
\_\_\_\_\_  
\_\_\_\_\_  
\_\_\_\_\_

# Task Sheet

Entry Level Learning for Life and Work:  
Unit 8 Planning My Business (Level 1/2/3)

## Voting Slip

Name of learner	Choice of product/service

## Overall Result

Product	Number of votes

Highlight the two most popular choices.

# Task Sheet


Entry Level Learning for Life and Work:  
Unit 8 Planning My Business (Level 1/2/3)

Use a camera to take pictures of three potential customers for your enterprise.


- Print three examples for each member of your team.
- Remember to get their permission first!

Who will buy these products?


- Take pictures of three people who may purchase a product.
- Remember to get their permission first!



Customer 1



Customer 2



Customer 3

# Task Sheet

Entry Level Learning for Life and Work:  
Unit 8 Planning My Business (Level 1/2)



Name:

## Resource Sheet 8.3

Can be used to meet

**Assessment Criteria: L1 AC 3.1/3.2**

**Assessment Criteria: L2 AC 3.1/3.2**

## Title: Planning a Mini Enterprise

Insert a picture of the final product.

A large, empty rectangular box with a thin black border, intended for the student to insert a picture of their final product.

# Task Sheet

Entry Level Learning for Life and Work:  
Unit 8 Planning My Business (Level 1/2)

Match resources to providers.

Teacher to provide logo of providers for the items below.

Students to match item to the correct provider.



# Task Sheet

Entry Level Learning for Life and Work:  
Unit 8 Planning My Business (Level 1/2)

Using a prepared table.

Suggested uses:

- Learners can write in the resources needed to make the product;
- Teachers could provide a pictorial and labelled list. Learners choose the resources required.

Picture of resource	Label of resource	If required	Where to get resource?
	Glue	✓	Tesco

# Task Sheet

Entry Level Learning for Life and Work:  
Unit 8 Planning My Business (Level 3)



Name:

## Resource Sheet 8.4

Can be used to meet

**Assessment Criteria:** L3 AC 3.1/3.2

## Title: Planning

Choose one main goal of the mini-enterprise.

Main Goal	My choice <input checked="" type="checkbox"/>
To make money	
To make a good product	
To make as many products as possible	
To have good workers	
To talk to customers	

How can we obtain stock for our mini enterprise?

---

---

---

Think of three ways we could get our products.

1. \_\_\_\_\_

2. \_\_\_\_\_

3. \_\_\_\_\_

# Task Sheet

Entry Level Learning for Life and Work:  
Unit 8 Planning My Business (Level 1/2/3)

Three ways we could get our products:



1. We could make them ourselves



2. Buy them individually and resell



3. Buy them in bulk (lots of them)

I think from the information above that my preferred option is...

---

Because...

---

---

---

---

---

---

---

---

---

---

---



# Task Sheet

Entry Level Learning for Life and Work:  
Unit 8 Planning My Business



Name:

## Resource Sheet 8.5

Can be used to meet

**Assessment Criteria: L1 AC 3.3**

**Assessment Criteria: L2 AC 3.3**

**Assessment Criteria: L3 AC 3.3**

## Title: Planning

### What needs to be done

Write down two or three tasks/activities you will carry out in the business.

Activity	Carried out

# Task Sheet

Entry Level Learning for Life and Work:  
Unit 8 Planning My Business (Level 1/2/3)

Use the cards as evidence of two tasks you plan to complete.



To paint a jar/  
container.



To sand a log.



To put the product  
in a fancy bag.



To sell the product  
to a customer.



To agree a price  
with the class.





To tidy up  
the resources.

# Task Sheet

Entry Level Learning for Life and Work:  
Unit 8 Planning My Business (Level 1/2/3)




Rewarding Learning

Activity	Evaluate the activity. 
<p>Example:</p> <p>Sanding a log to make a candle log for Christmas. I will use sand paper and paper to keep the area tidy.</p>	<p>Example:</p> <p>I found this hard work but I sanded 10 logs and Jane helped me. </p>

# Task Sheet

Entry Level Learning for Life and Work:  
Unit 8 Planning My Business (Level 1/2/3)



Use the camera to take pictures of you carrying out the activities.  
Explain what you are doing in each task:

In this picture I am

---

---

---

---

---

In this picture I am

---

---

---

---

---

In this picture I am

---

---

---

---

---

