



Rewarding Learning

**General Certificate of Secondary Education
2023**

Physics

Practical Skills Assessment

Unit 3

Booklet B

Foundation Tier

[GPY32]

TUESDAY 27 JUNE, MORNING

MARK SCHEME

General Marking Instructions

Introduction

Mark schemes are intended to ensure that the GCSE examinations are marked consistently and fairly. The mark schemes provide markers with an indication of the nature and range of candidates' responses likely to be worthy of credit. They also set out the criteria which they should apply in allocating marks to candidates' responses.

Assessment objectives

Below are the assessment objectives for GCSE Physics

Candidates must:

- AO1** Demonstrate knowledge and understanding of scientific ideas, scientific techniques and procedures;
- AO2** Apply knowledge and understanding of scientific ideas, scientific enquiry, techniques and procedures; and
- AO3** Analyse information and ideas to interpret and evaluate; make judgements and draw conclusions; develop and improve experimental procedures.

Quality of candidates' responses

In marking the examination papers, examiners should be looking for a quality of response reflecting the level of maturity which may reasonably be expected of a 16-year-old which is the age at which the majority of candidates sit their GCSE examinations.

Flexibility in marking

Mark schemes are not intended to be totally prescriptive. No mark scheme can cover all the responses which candidates may produce. In the event of unanticipated answers, examiners are expected to use their professional judgement to assess the validity of answers. If an answer is particularly problematic, then examiners should seek the guidance of the Supervising Examiner.

Positive marking

Examiners are encouraged to be positive in their marking, giving appropriate credit for what candidates know, understand and can do rather than penalising candidates for errors or omissions. Examiners should make use of the whole of the available mark range for any particular question and be prepared to award full marks for a response which is as good as might reasonably be expected of a 16-year-old GCSE candidate.

Awarding zero marks

Marks should only be awarded for valid responses and no marks should be awarded for an answer which is completely incorrect or inappropriate.

Marking Calculations

In marking answers involving calculations, examiners should apply the 'own figure rule' so that candidates are not penalised more than once for a computational error.

Types of mark schemes

Mark schemes for tasks or questions which require candidates to respond in extended written form are marked on the basis of levels of response which take account of the quality of written communication.

Other questions which require only short answers are marked on a point for point basis with marks awarded for each valid piece of information provided.

Levels of response

Tasks and questions requiring candidates to respond in extended writing are marked in terms of levels of response. In deciding which level of response to award, examiners should look for the 'best fit' bearing in mind that weakness in one area may be compensated for by strength in another. In deciding which mark within a particular level to award to any response, examiners are expected to use their professional judgement. The following guidance is provided to assist examiners.

- **Threshold performance:** Response which just merits inclusion in the level and should be awarded a mark at or near the bottom of the range.
- **Intermediate performance:** Response which clearly merits inclusion in the level and should be awarded a mark at or near the middle of the range.
- **High performance:** Response which fully satisfies the level description and should be awarded a mark at or near the top of the range.

Quality of written communication

Quality of written communication (QWC) is taken into account in assessing candidates' responses to all tasks and questions that require them to respond in extended written form. These tasks and questions are marked on the basis of levels of response. The description for each level of response includes reference to the quality of written communication.

For conciseness, quality of written communication is distinguished within levels of response as follows:

Level A: Quality of written communication is excellent.

Level B: Quality of written communication is good.

Level C: Quality of written communication is basic.

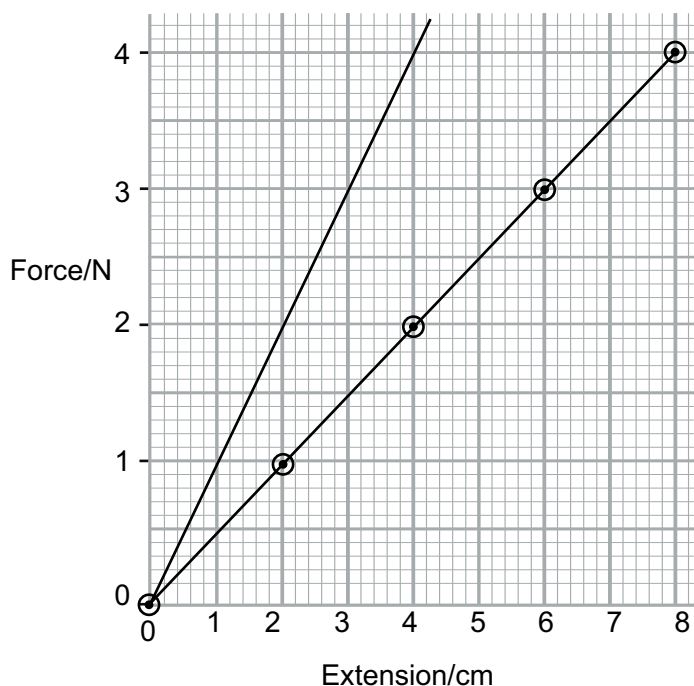
In interpreting these level descriptions, examiners should refer to the more detailed guidance provided below:

Level A (Excellent): The candidate successfully selects and uses the most appropriate form and style of writing. Relevant material is organised with a high degree of clarity and coherence. There is widespread and accurate use of appropriate specialist vocabulary. Presentation and spelling, punctuation and grammar (SPG) are of a sufficiently high standard to make meaning clear.

Level B (Good): The candidate makes a reasonable selection and use of an appropriate form and style of writing. Relevant material is organised with some clarity and coherence. There is some use of appropriate specialist vocabulary. Presentation and spelling, punctuation and grammar (SPG) are sufficiently competent to make meaning clear.

Level C (Basic): The candidate makes only a limited selection and use of an appropriate form and style of writing. The organisation of material may lack clarity and coherence. There is little use of specialist vocabulary. Presentation and spelling, punctuation and grammar (SPG) may be such that intended meaning is not clear.

- 1 (a) (i) 1N [1]
- (ii) 6 cm [1]
- (iii) Read scale at eye level [1]
- (iv) Subtract [1] [4]
(unstretched length from the scale reading
or subtract 6cm from the scale reading)
- (b) Column heading with unit [1]
Extension values 0.0 2.0 4.0 6.0 8.0
[$\frac{1}{2}$] each round down [2]
Ignore the decimal point for 0.0
All values give to 1 decimal place [1] [4]
- (c) (i) Label on x -axis extension/cm [1]
At least 4 points correctly plotted (± 2 mm) [$\frac{1}{2}$] each round up [2]
Best fit straight line through 0,0 [1]
Points joined by short lines give [0]
Good scale at least half the grid in x direction [1] [5]



- (ii) $k = F/e$ or = gradient [1]
 $= \frac{4}{8}$ [1]
 $= 0.5$ [1]
Unit = N/cm [1] [4]
- (iii) Straight line [1]
from 0,0 to 2,2 or 4,4 [2]
Any straight line from 0,0 of greater gradient award [2]/[3] [3]
Allow ecf from graph

AVAILABLE
MARKS

20

2 (a) (i)

Left-hand side				Right-hand side		
W ₁ /N		D ₁ /cm		W ₂ /N		D ₂ /cm
2		15		3		10
1		25		2		12.5
2		20		1		40

[1]

[1]

[1] [3]

(ii) LHS moment = $4 \times 40 = 160$

[1]

Maximum possible RHS moment = $50 \times 2 = 100$
80cm required on RHS 2/2

[1] [2]

(b) (i) Centre of gravity marked at 50cm with an X

[1]

(ii) Clockwise

[1]

(iii) ACM = CM

[1]

$$W \times 15 = 1.5 \times 20$$

[2]

$$W = 1.5 \times \frac{20}{15}$$

$$= 2 \text{ N}$$

[1] [4]

(iv) Repeat

[1]

Calculate the average value

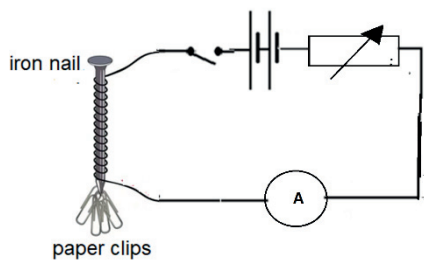
[1] [2]

AVAILABLE
MARKS

13

- 3 (a) (i) Ammeter in series
 Variable resistor in series
Either gap
 Correct symbols must be used

[1]
 [1] [2]

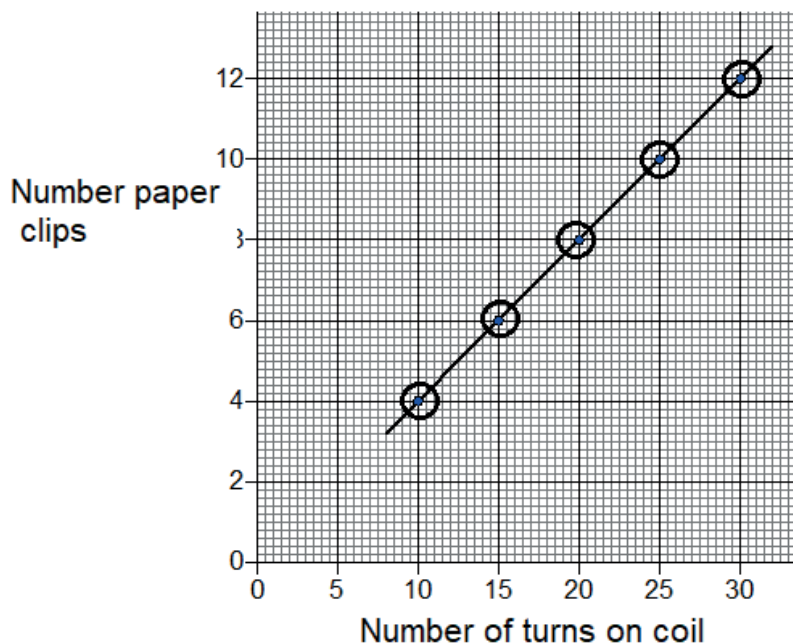


- (ii) Adjust the variable resistor
 Read the current from the ammeter

[1]
 [1] [2]

- (b) (i) Labels on both axes
x-axis number of turns on the coil
y-axis number of paper clips
 5 points correctly plotted (± 2 mm)
 $[\frac{1}{2}]$ each round up
 Best fit line through their points
 Inappropriate scale deduct [1]
 Transposes axes deduct [1]

[1]
 [1]
 [3]
 [1] [6]



- (ii) k = gradient of the graph
 = number of paper clips/number of turns
 = $\frac{12}{30}$ or equivalent
 = 0.4

[1]
 [1]
 [1] [3]

AVAILABLE
 MARKS

(c)	(i) Dependent variable = Number of paper clips This is the quantity being measured	[1] [1]	[2]
	(ii) Independent variable = The current This is the quantity being changed	[1] [1]	[2]
	(iii) Controlled variable = The number of turns on the coil or material/size of the core This is the quantity which is not changed	[1] [1]	[2]
	(iv) B Number of clips proportional to current	[1] [1]	[2]

**AVAILABLE
MARKS**

21

4 (a) (i)

Distance D/m between microphone and wall	Time shown on the timer/ms	Time to travel the distance D/ms
0.25	1.5	0.8
0.50	3.0	1.5
0.75	4.6	2.3
1.00	4.0	2.0
1.25	7.6	3.8
1.50	9.0	4.5

0.8 give [2], 4.5 give [1] 0.75 award [1] [3]

(ii) Anomalous time is 2.0 or 4.0 (circled) [1]

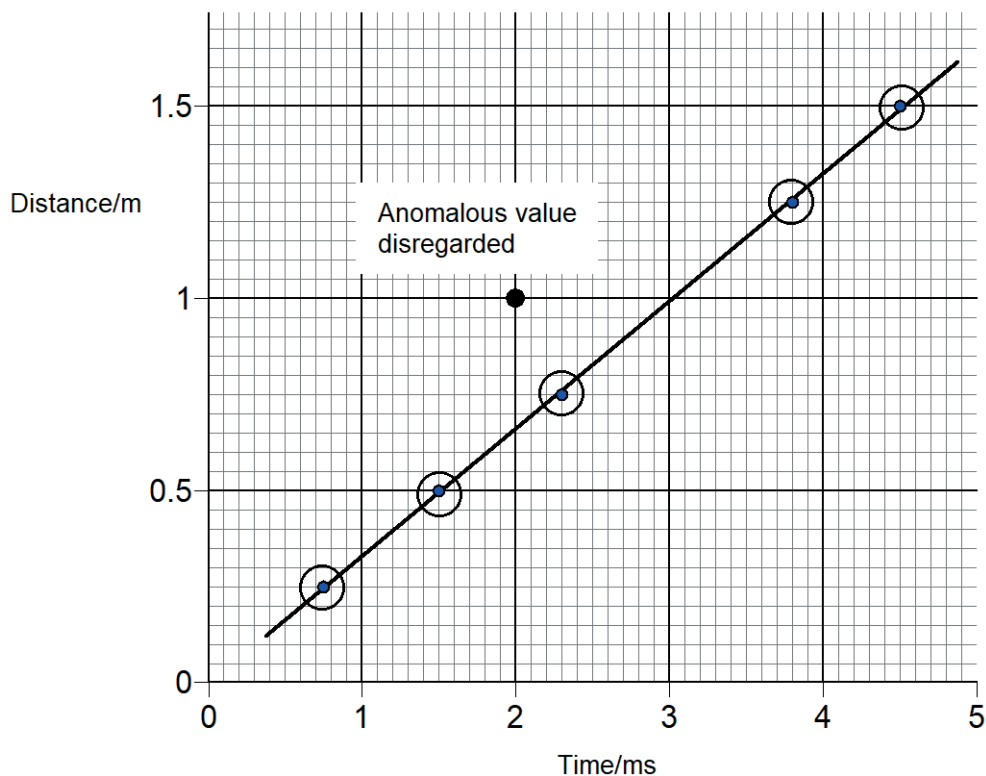
(iii) Repeat the measurement or ignore/disregard [1] [5]

(b) (i) 6 points plotted ($\pm 2\text{mm}$)

$[\frac{1}{2}]$ each round up [3]

Best line fit [1]

Points joined by short lines given [0]



(ii) Gradient = $\frac{1}{3}$ or equivalent [1]

= 0.33 [1]

(iii) Speed [1] [7]

AVAILABLE MARKS

(c) (i) (Values from the graph)

332.4 – 331.2

[1] for each value

Difference = 1.2 (m/s)

[2]

[1]

(ii) The line does not pass through 0.0

[1]

[4]

Total

**AVAILABLE
MARKS**

16

70