

New
Specification



Rewarding Learning

General Certificate of Secondary Education
January 2019

Centre Number

--	--	--	--	--

Candidate Number

--	--	--	--	--

Mathematics

Unit M3
(With calculator)
Higher Tier



[GMC31]

GMC31

TUESDAY 8 JANUARY, 9.15am–11.15am

TIME

2 hours.

INSTRUCTIONS TO CANDIDATES

Write your Centre Number and Candidate Number in the spaces provided at the top of this page.

You must answer the questions in the spaces provided.

Do not write outside the boxed area on each page or on blank pages.

Complete in black ink only. **Do not write with a gel pen.**

Answer **all twenty-four** questions.

All working should be clearly shown in the spaces provided. Marks may be awarded for partially correct solutions.

You **may** use a calculator for this paper.

INFORMATION FOR CANDIDATES

The total mark for this paper is 100.

Figures in brackets printed down the right-hand side of pages indicate the marks awarded to each question or part question.

You should have a calculator, ruler, compasses and a protractor.

The Formula Sheet is on page 2.

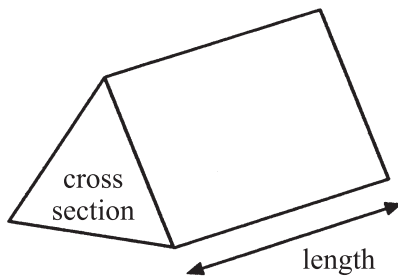
11923.04 R



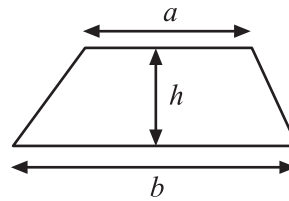
28GMC3101

Formula Sheet

Volume of prism = area of cross section \times length

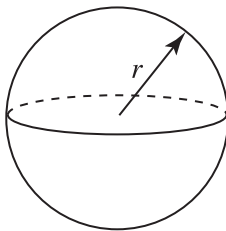


Area of trapezium = $\frac{1}{2}(a+b)h$



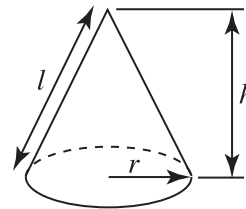
Volume of sphere = $\frac{4}{3}\pi r^3$

Surface area of sphere = $4\pi r^2$

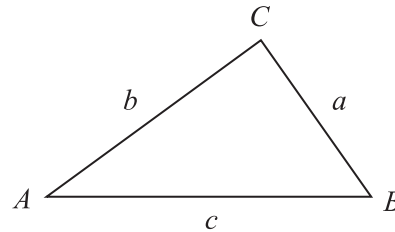


Volume of cone = $\frac{1}{3}\pi r^2 h$

Curved surface area of cone = $\pi r l$



In any triangle ABC



Quadratic Equation

The solutions of $ax^2 + bx + c = 0$
where $a \neq 0$, are given by

$$x = \frac{-b \pm \sqrt{b^2 - 4ac}}{2a}$$

Sine Rule: $\frac{a}{\sin A} = \frac{b}{\sin B} = \frac{c}{\sin C}$

Cosine Rule: $a^2 = b^2 + c^2 - 2bc \cos A$

Area of triangle = $\frac{1}{2} ab \sin C$



1 Brian hired some equipment.

There was a fixed charge of £45 plus a hire fee of £13.50 per day.

He paid £274.50 in total.

How many days did he hire the equipment for?

Answer _____ [3]

2 Place a digit from 1, 2, 3, 4, 5 in each box to make a true statement.

$$\square + \square \times \square = 21$$

[2]

[Turn over

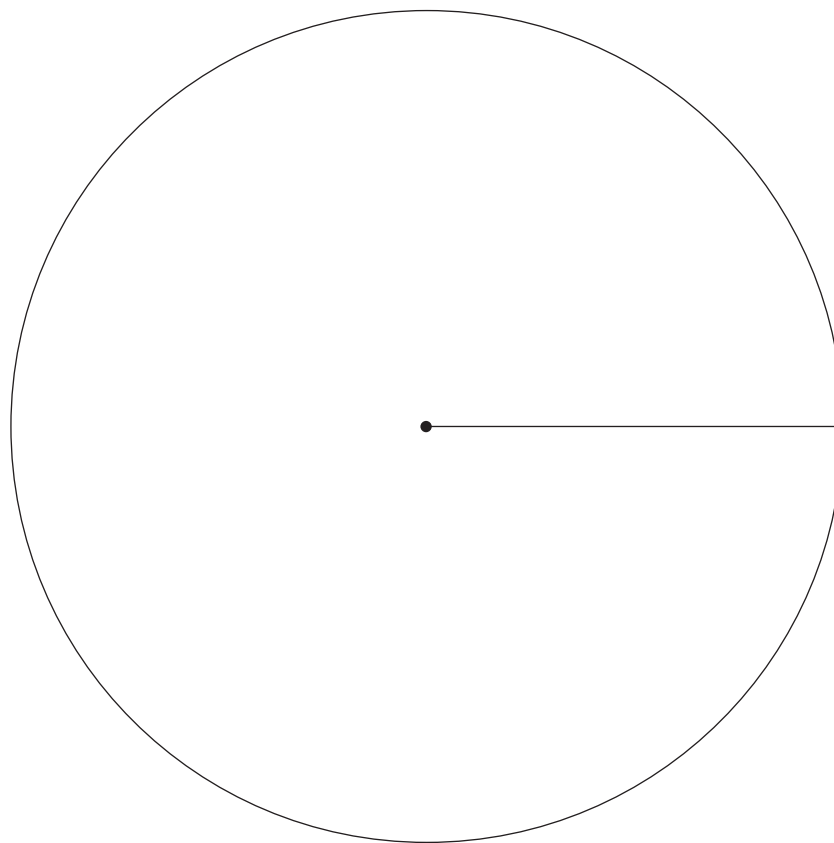


3 (a) Dodd's Ice Cream shop sold four sizes of ice cream tubs.

The owner wants to see a pie chart showing the numbers of tubs sold.

Size of tub	Number of tubs sold	Angle
Small	50	
Medium	34	
Large	24	
Family	12	

Draw a pie chart to show this information.



[4]



(b) Complete the table to find the total number of scoops used.

Size of tub	Number of tubs sold	Number of scoops per tub	Number of scoops used
Small	50	1	50
Medium	34	2	68
Large	24	3	
Family	12	10	
Total			

[2]

[Turn over

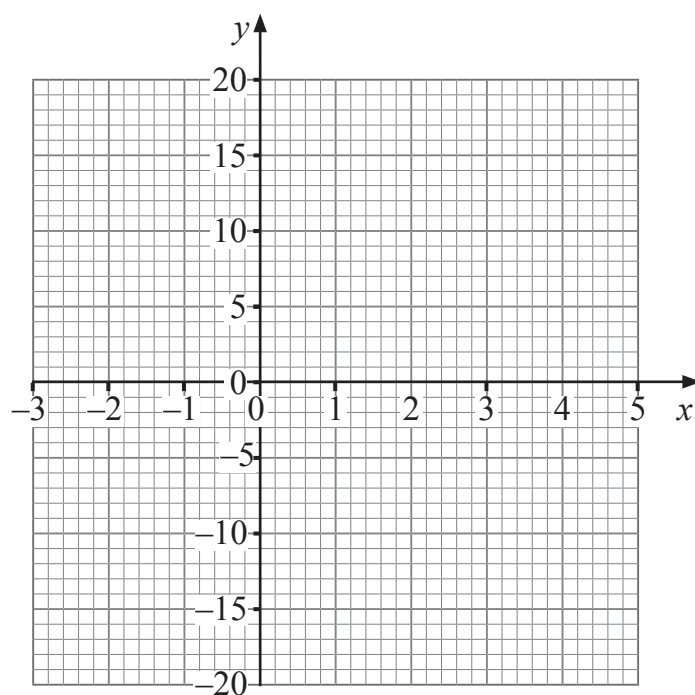


4 (a) Complete the table below for $y = 5x - 4$

x	-2	-1	0	1	2	3	4
y	-14		-4	1		11	16

[1]

(b) On the grid below, draw the graph of $y = 5x - 4$



[2]



5 Mary raised some money.

She gave $\frac{2}{5}$ of the money to a charity.

She gave $\frac{1}{4}$ of the money to a housing project.

She gave the rest of the money to a first aid group.

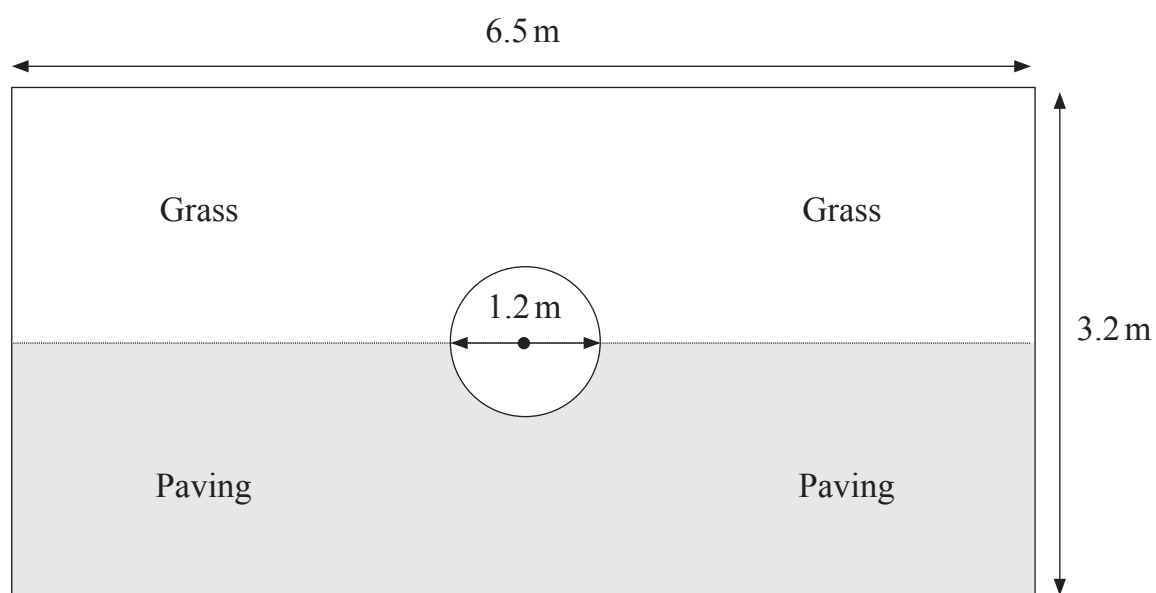
What **percentage** of the money did the first aid group receive?

Answer _____ % [4]

[Turn over



- 6 The diagram below shows a rectangular garden with a circular pond in the centre.



- (a) Work out the area of the pond.

State the units of your answer.

Answer _____ [3]



(b) Paving costs £30 per square metre.

It can only be bought in whole square metres.

How much will it cost to pave the section shown on the diagram?

Answer £ _____ [4]



7 Leah wants to check how economical her car is.

She travels 275 miles, using 22 litres of petrol.

(a) How many miles does her car travel per litre of petrol?

Answer _____ miles [1]

(b) The 275 mile journey took Leah 5 hours 30 minutes.

What was her average speed for the journey?

Answer _____ miles per hour [3]



8 Jayne owns a hotel.

On Monday morning 54 of her 75 guests had breakfast.

What percentage had breakfast?

Answer _____% [2]

9 (a) Multiply out $5(2t + 7)$

Answer _____ [1]

(b) Factorise $16r - 8$

Answer _____ [1]

[Turn over



10 Dean bought a new car.

He had to pay £220 plus 20% VAT per month for 3 years.

The mileage allowed before any charge was 30 000 miles for the 3 years.

Each additional mile was charged at 8p per mile.

After 3 years Dean had driven 37 200 miles.

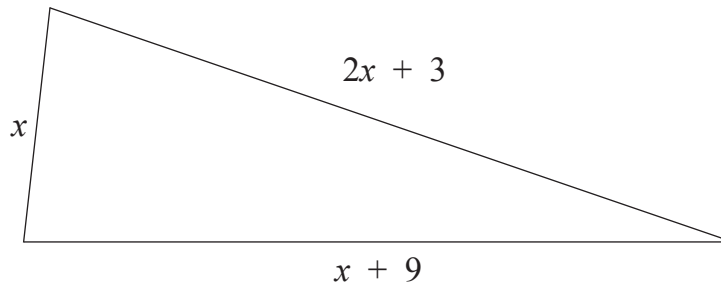
How much did Dean pay in total for the 3-year period?

Answer £ _____ [5]



11 (a) Write an expression, in terms of x , for the perimeter of the triangle shown.

Give your answer in its simplest form.



Answer _____ [2]

(b) The perimeter of this triangle is 32

(i) Write down an equation in terms of x .

Answer _____ [1]

(ii) Solve your equation to find x .

Answer _____ [1]

[Turn over



12 (a) (i) Fiona wanted to do a survey about attendance at her school.

She designed a questionnaire for students to complete.

One of the questions was:

“How many days have you had off school?”

State **one** criticism of her question.

Answer _____
_____ [1]

(ii) She decides to give her questionnaires out to the first 20 students coming out of the Year 12 assembly one Monday.

State **two** reasons why her sample may not be representative of the whole school population.

Answer _____

_____ [2]



(b) Fiona asked the school office for information about pupils who had arrived late to school on a certain day.

They told her that 14 pupils were late that day.

The list below shows how many minutes late each pupil was.

8	12	15	27	19	26	24
38	29	14	11	16	23	16

Show this information in an ordered stem and leaf diagram.

[3]

[Turn over



13 A badge is the shape of a quarter circle as shown below.

Calculate the perimeter of the badge.

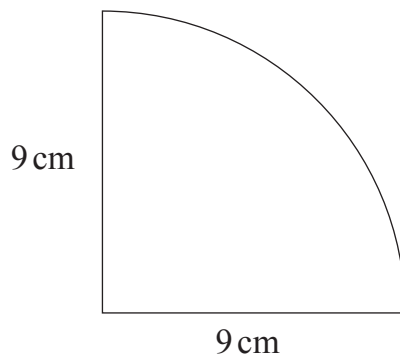


diagram not
drawn accurately

Answer _____ cm [3]



14 The test scores for the 10 boys in a class are

7 8 5 8 7 9 4 5 3 9

The mean test score for the 5 girls in the class is 8

Calculate the mean for this class.

Show your working clearly.

Answer _____ [3]



15 (a) Given that $4500 = 2^a \times 3^2 \times 5^b$

work out the values of a and b .

Answer $a =$ _____ $b =$ _____ [3]

(b) Hence, write down the lowest value by which 4500 needs to be multiplied to make a **cube** number.

Answer _____ [2]



16 The speeds of cars on a road were recorded over a period of time.

The results are recorded in the grouped frequency table.

Speed (s miles per hour)	Frequency		
$20 < s \leq 30$	12		
$30 < s \leq 40$	16		
$40 < s \leq 50$	18		
$50 < s \leq 60$	2		
$60 < s \leq 70$	2		

(a) How many cars were travelling at more than 40 mph?

Answer _____ [1]

(b) Which class interval contains the median speed?

Answer _____ [1]

(c) Calculate an estimate for the mean speed of the cars on the road.

Answer _____ mph [4]

[Turn over



17 A child's height increased from 84 cm to 91 cm.

Calculate the percentage increase.

Answer _____ % [3]



18 ABCD is a square of side 6 cm.

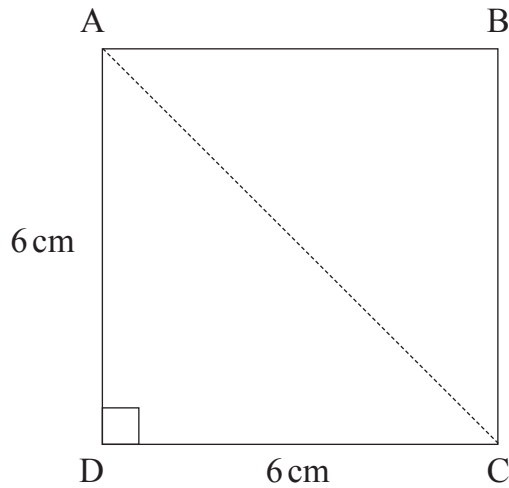


diagram not drawn accurately

How much longer is AC than AD?

You must show all your working.

Answer _____ cm [4]

[Turn over



19 Yasmin draws a rectangle measuring 2 cm by 4 cm (both to the nearest cm).

She says the area must be 8 cm^2 to the nearest cm^2

Explain why she is wrong.

[2]

20 Peter, Jack and Colin share a flat. They pay the rent monthly.

Peter pays 30% of the monthly rent.

Jack pays $\frac{3}{8}$ of the monthly rent.

Colin pays £520 of the monthly rent.

Calculate the total monthly rent for the flat.

Answer £ _____ [5]



21 Factorise each of the following.

(a) $10cp^2 - 4cp$

Answer _____ [2]

(b) $y^2 - 1$

Answer _____ [1]

(c) $k^2 - 2k - 3$

Answer _____ [2]

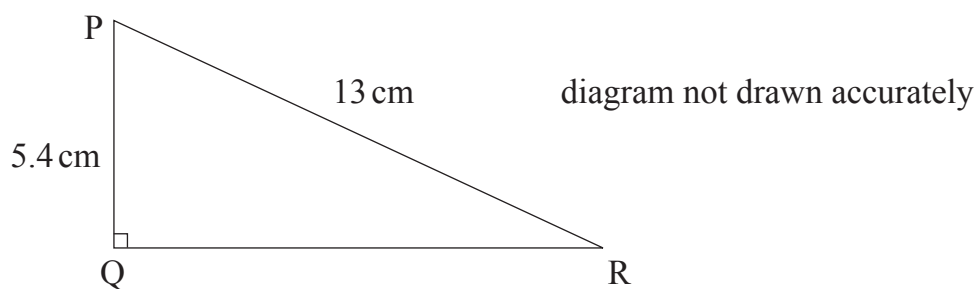
(d) $(x - 2)^2 + 5(x - 2)$

Answer _____ [2]

[Turn over



22 PQR is a right-angled triangle.



By how many degrees is angle P bigger than angle R?

Give your answer to the nearest degree.

Show all your working clearly.

Answer _____ ° [5]



23 Solve $\frac{x+3}{2} = \frac{5x}{6}$

Answer $x =$ _____ [4]

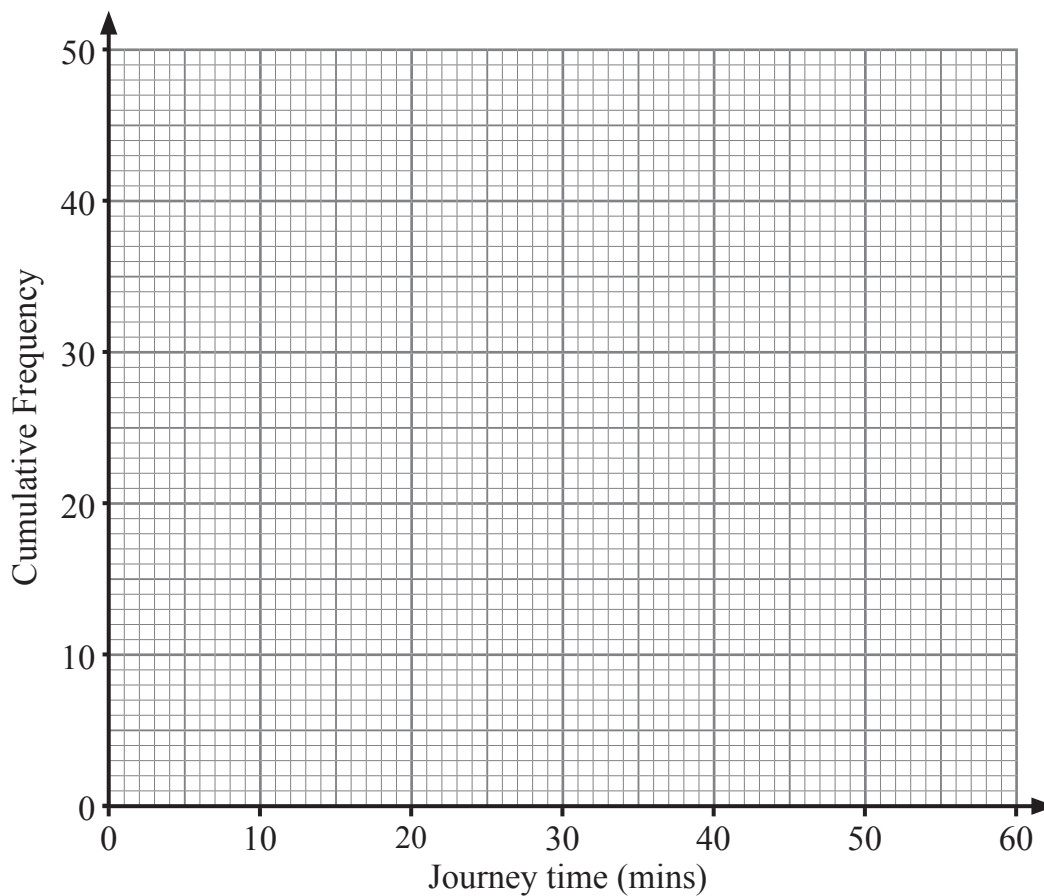


- 24 The cumulative frequency table gives data about the length of time it takes for 50 workers to travel to work one morning.

Journey time (t minutes)	Cumulative Frequency
$t \leq 20$	7
$t \leq 25$	22
$t \leq 30$	36
$t \leq 35$	45
$t \leq 45$	49
$t \leq 60$	50



- (a) On the graph paper below, draw a cumulative frequency graph to illustrate the data.



[3]

- (b) Use the graph to estimate the percentage of workers whose journey time was longer than 40 minutes.

Answer _____ % [2]

THIS IS THE END OF THE QUESTION PAPER



DO NOT WRITE ON THIS PAGE

For Examiner's use only	
Question Number	Marks
1	
2	
3	
4	
5	
6	
7	
8	
9	
10	
11	
12	
13	
14	
15	
16	
17	
18	
19	
20	
21	
22	
23	
24	

Total Marks	
--------------------	--

Examiner Number

Permission to reproduce all copyright material has been applied for.
In some cases, efforts to contact copyright holders may have been unsuccessful and CCEA will be happy to rectify any omissions of acknowledgement in future if notified.

11923.04 R



28GMC3128